
OUR MONTHLY QUILT TALK

Volume 38, No. 9

Saline County Quilters Guild Newsletter

November 2021

Eddie Landreth, Editor

Website: www.quilttalk.org

President's Message

Dear Quilters,

My what a year this has been, but hopefully it will be behind us before long, I am past ready.

I have not been very productive when it comes to quilting projects. I have two ready for binding and can't put my hands on the fabric or binding that I usually make when I finish a top. I'm sure it will show up as soon as I make new binding.

We had a fun meeting Monday night, the attendance was down but we had about 98% participation in our show and tell and projects that we have been working on during the no meetings time.

I encourage all of you to please get started back to our guild meetings, you are missed and we need you.

We will be having a mini retreat Nov. 5 & 6 at the church from 9 until we get ready to leave. Brown bag lunch or you can go out to get something. We needed to do something to sort of get some of us back in the quilting groove. I've done less in the last year and a half than I can ever remember. But of course I have to take into consideration that I was sick for about six months of that, but thankfully I'm almost back to 100%, physical therapy is wonderful.

We are still planning on going to Missouri Star at some point in the future. Martha Jean refunded our money and it is in the guild treasurer. A few people requested a refund and the rest of us left ours. We will let you know when we start to plan again.

Until Next Time,
Happy Quilting,
Sondra

2021 OFFICERS

President: Sondra Curtis
1st VP: Sharon Vanover
2nd VP: Amy Snodgrass
Secretary: Jerri Psuka
(Backup: Debbie Wright)
Treasurer: Pat Wade

COMMITTEE CHAIRPERSONS:

Workshops:

Professional: Cheri Johnson
5:30: Guild Members
Saturday:

Librarian: Myrna Yandell

Fund raising: Judy Peters

Name Tags: Joyce Opitz

Door prizes: Cely Slover

Membership: Shirley Miller

Programs: Twyla Moore,
Cathy Faulkner

Website: Eddie Landreth

1st Wednesday: Judy Huggins

Charity Quilts: Sidney Morris

Sunshine: Shirley Miller

Newsletter: Eddie Landreth

Hostess: Twyla Moore

Quiltmania: Pat Wade,
Jane Hammonds,
Ola Bramlett,
Sheila Bird

November Calendar of Events

		Event
3	Wed	No First Wednesday for November
11	Thu	Charity Quilts at Sidney's Studio, Come work on quilts to be given away
15	Mon	Guild meeting at Calvary Church. 5:30
19	Fri	Due date for articles for the newsletter to be sent to the editor.
24	Wed	QOV meets the 4th Wednesday of every month at Johnston's Home Center.
25	Thu	Thanksgiving
27	Sat	Applique and whatever you want to work on at Sidney's Studio.

~ November Birthdays ~

Name	Day
Ann Prince	5
Kathy Smith	10
Sharon Vanover	10
Tonya Peters	17
Aletta Hollingworth	26
Toni Shockey	27

~ Recipe Collection ~

Our collection of recipes is growing slowly but surely. Please share your recipes!!

We'd like to create a cookbook as a small fundraiser. Give recipes to Gwen Rogers, Debbie Wright, or Myrna Yandell.

JOHNSTON'S
HOME CENTER

APPLIANCES • FABRIC • BEDDING • VACUUMS
BROTHER, BABY LOCK & JUKI SEWING MACHINES
LAWN & GARDEN • DIXIE CHOPPER • HUSQVARNA • TORO

JOE JOHNSTON • ROBERT JOHNSTON
BILLIE JO CROCKER • DEBBIE CARSON

Repairs
All Makes & Models
Sales & Service

(501) 315-6697

1421 Military Road
Benton, AR 72015

~ Library Report ~

Library Report: I'm using another book donated by Cheri Johnson for this month's highlight. Best-Selling Bazaar Patchwork, compiled and edited by Barbara H. Abrelat, is chocked full of items suitable for selling at a bazaar. I guess I'm eager for Fall, with cooler weather, colorful leaves, pumpkin spice lattes and bazaars (wonder if we'll have any of those this year). Projects in this book include pot holders, place mats and napkins, tree ornaments (some are musical), easy aprons, totes and a lunch bag, a Schoolhouse Art Caddy, and several quilts. A Seminole project caught my attention - a man's/woman's shower wrap, but the design would also look great on towels. A small section is dedicated to planning a bazaar with stenciling patterns and instructions for a banner and decorated shopping bags. IF Covid would just go away so we could make some Fall plans, this would be an excellent starting point for a bazaar. I'll be happy to help you **Check This Out** at our next meeting.

Myrna Yandell,
Librarian

Saline County Quilting Guild October 18, 2021 Meeting Minutes

5:30 Workshop – no workshop

Guild Mystery Quilt - The instructions for the two months (August and September) that we did not meet, were sent out via email by Eddie. If you need prior instructions please contact Fay Poe. August was two patterns of pinwheels and September was a 16 patch square.

The next set of instructions were presented, which include the assembly of Row 1 and Row 2. Note that one pinwheel is used by Row 1 and the other for Row 2. These instructions will be distributed with the newsletter the end of this week.

Guild Meeting Minutes - The October 2021 meeting was held at 5:30 pm at Calvary Baptist

Church. Sondra Curtis called the meeting to order with 18 members in attendance and 1 visitor.

Minutes from prior meeting - July meeting minutes were approved as printed. There were no meetings for August and September due to the increased COVID numbers.

Treasurer's Report - look for it as an attachment with the newsletter email.

Committee Reports:

Membership Report – No report.

Sunshine – No report. Please continue to send any requests for cards to Shirley Miller.

Library Report – Nothing new to report. The library is open for business, lots of books for ideas and instructions, located in the closet off the meeting room. If you have a particular book or subject of interest, contact Myrna Yandell.

Daytime Stitchers – Starting back on Monday, Oct. 25th at 9:30. Meeting will be hosted by Laura Todd, 6825 Highway 5, Benton, it is a large yellow house and garage several miles out Highway 5. Laura will be providing a short program and will discuss the goals of the group, making plans for future meetings.

First Wednesday Sewing – Cancelled for November. Judy Huggins is looking for a location, possibly Calvary church.

Quiltmania/Retreats – Our previously scheduled Saturday Sew day was cancelled.

Local Quilt retreat scheduled for Friday and Saturday, Nov. 5 & 6 at Calvary Baptist Church, 9:00 AM. There will be no cost for this retreat. Bring a brown bag lunch, snacks to share, your projects and your machine.

Charity Quilts – Sew dates at Sidney's Studio on Alcoa are the 2nd and 4th Thursday of the month. They will be meeting and sewing.

Professional workshops – Current focus is Sew Days and Workshops within our membership.

Arkansas Quilt Trail – Saline County currently has 7 quilt blocks displayed around the county, with 3 more ready to be put up. One will be put at the Saline County Humane Society. One of the three was built by a teacher and students from Benton High School. Debbie is looking for a Benton business location wanting that block to stay in Benton City limits. The Saline County Library was suggested. If you would be interested in adding a wooden quilt block to your property to be part of the Saline County Quilt Trail, please contact Debbie Susky.

2021 UFO Challenge – The #5 UFO will be due in September, contact Judy Johnson for more info. If you don't remember your #5, Judy has what was submitted!

Old Business

Our September trip to Missouri Star, Hamilton, MO was postponed until a later date. Some of the trip money has already been refunded; if you would like your money refunded, please contact Pat Wade. We do still intend to have a trip when travel is back in place and the inventory at Missouri Star is replenished. The money remaining will be earmarked for the trip if not refunded to you.

New Business

1. **Quilt Raffle Tickets** – Jane Hammonds has bundles of tickets ready to go, 30 tickets for \$25. We do not know when the quilt will be given away. Old Fashioned Day 2021 was cancelled. Considering setting up a table for each 3rd Thursday in Benton next Spring – Summer. We can sell tickets for quilt and items as long as they are not food items competing with the food vendors. Making other items to sell to generate interest in our table was suggested.
2. **Publicity** – A publicity chairman is needed. We need more publicity about our guild and

need to expand to include more of an online presence

3. **Thank you notes** – Received notes from Children’s Hospital and Cooper Anthony Mercy Child Advocacy Center thanking us for the charity quilts we provide. It is heartwarming to read how delighted these children are to receive one of our charity quilts. The Call told us many times these children have left without anything; our quilts are the first thing given to them to be theirs to keep and go with them during this upheaval of their lives.
4. The Call needs frozen meals their freezer is empty, these do not have to be homemade. The frozen family meals (like lasagna) are fine and greatly appreciated.
5. Safe Haven needs some twin-size quilts for the women’s beds.
6. Barn Quilt Blocks – Judy Peters asked guild members if they would be interested in building some barn quilts blocks. A small group went to Rison some time ago and built themselves barn quilt blocks out of wood to display outside at their homes. If there is enough interest, she will attempt to organize a barn block building event for us here locally. It will be a multi-day project, complete from the drawing pattern on wood to the painted and sealed completion. Several expressed interest; Judy to pursue planning & costs.

Program – Safe Haven Women’s shelter, Jordan Efird

Saline County Safe Haven provides temporary housing for women and women with children who have been victims of domestic violence service near Benton, AR. Safe Haven is a small shelter with 8 beds, having a capacity of 10 utilizing a trundle and a bed for a small child. The support staff is small including 2 overnight advocates and 1 weekend advocate with a staff member onsite 24 X 7. An LCSW is on staff and available to the victims during their stay with the shelter. Along with counseling, the victims are encouraged to find a church home, a bible study group and continued therapy after they leave the shelter. Many have no family in the area; if there is a desire to move closer to family, the shelter works with other shelters in

the state to transfer the victim to a shelter near family.

The shelter provides basic needs and support for women and their children based upon individual need. Stays at the shelter range from a few days to 4-5 months depending upon their individual circumstances. Someone who has a job, a vehicle, and some money may only need emotional support, assistance with legal paperwork for protection, and help finding and moving into a place of their own. Another individual may need help finding a job, clothes, and transportation. If there are children in school, every attempt is made to keep the children in the same school district to lessen the disruption to the children.

The shelter is funded through federal, state, and county and works with 30 or so other shelters that are part of the Arkansas Coalition and with local and state police departments. Women contact them through various methods the Facebook page, directly, and sometimes with police assistance after a domestic violence call.

Calvary Baptist church provides a linen closet and First Southern Bryant provides laundry and cleaning supplies for victims who are in the process of setting up a home for themselves. While the shelter does not have space for many clothes, toys, and other items, excess items are put in a flea market booth at Two Peas in a Pod. This provides a place where victims can be taken to shop for items and also those items sold provide income back to the shelter. Note: Happy Gray Resale (near Tinseltown) benefits Dorcus House in Little Rock.

Volunteers are needed and twin-size quilts are needed as all shelter beds are twins. Quilts provided by SCQG are used by the shelter and given to the victims and their children.

Show and Tell – Members displayed some of their recent creations.

Meeting adjourned – See you next month at the CHURCH!

Jerri Puska, Secretary

~ Saline Fall Retreat ~


Saline Quilters Guild Fall Retreat - Friday and Saturday November 5 & 6 Calvary Baptist Church. The Guild will have a two-day retreat at the church starting at 9:00 AM each day and ending when the last person leaves. Bring your projects and sewing supplies and join in the fun. You will be able to leave your supplies overnight. Lunch will be brown bag or there are fast food places nearby. You can bring snacks to share but not necessary. There is a refrigerator and an ice machine we can use.

We will have a couple of raised tables set up as cutting and ironing stations. Also, a long power strip is helpful. The chairs may be lower than you like so some members bring a cushion. Several of us bring a small side table (tv tray size) to place beside our chair to hold a travel size iron and small pressing board.

Not everyone reads the newsletter and attendance was low at Monday's meeting so, if you know someone that you think would like to attend, please give them a call.

If you would feel more comfortable, wear a mask

Pat Wade



Pinwheel Fabrics

(501) 847-4177

Charlotte Williams, Owner

www.pinwheelfabrics.com

JANOME

Sewing Machine
Sales & Service

**Handi
Quilter**

OFFICIAL RETAILER

7915 Hwy 5 N. - Alexander, AR 72002

the bed-warmer Quilt and Sew

17270 Interstate 30

Suite 9

Benton, AR 72019

501-860-6176

*** Next to Tinseltown Theaters ***

Authorized PFAFF dealer - Fabric - Notions



Arkansas Man Quilter

"Quilting With A Difference"

Eddie Landreth

1031 Downing Street

Benton, Arkansas 72019

(501) 326-8842

e-mail: eddielandreth@outlook.com

web: arkansasmanquilter.blogspot.com



QUILTED CHICKEN

DAYTIME STITCHERS



Hey everyone! We finally get a chance to get together!

We will meet this month on October 25th at 9:30 a.m.
The tutorial program will start at 10:00 a.m.

This month I have a quick project with a tea towel. I will have a printout of a pumpkin applique to go with it and directions. Check out the blog for a sneak peak, and get the applique design for free.

We will discuss what we would like to do moving forward, we can keep the same format. Visit, tutorial, show and tell. Or we can open it up to a morning of hand work projects and a lunch. Bring your ideas!



2021 Membership Form

Name _____ Date _____ Dues \$20.00

Note: Current Members - Only fill in information that has changed or needs correcting from last year.

Address _____ Email _____

City/State/Zip _____ Month and Day of Birth: _____

Home Phone () _____ Cell Phone () _____

For new members who join in October, November, or December, their membership will include the following year. Current members can start renewing in October for the following year. A new roster will be distributed at the March meeting. Membership form and payment can be mailed to Shirley Miller, 1632 Matt Lane, Hensley, AR 72065.

~ Mystery Quilt ~

2021 Mystery Step 4

make 16 patch blocks.

A) Arrange 4 of the 2" x 6 1/2" sections from step 3 as shown below. Sew rows together and press in one direction. Block should measure 6 1/2" sq.



B) Repeat for a total of 98 blocks

For B just put Make 98 blocks. (You have 96)

C Alternate method. This will be faster.

Make two piles of sections one with a light square at the top left and the other with a dark/medium square at the top left. Sew two sections together and always have the dark/medium square of the section on the top when you sew. If you sew one with the light block on the top DON'T RIP IT OUT just make another like it and sew both of them together. Take two of these and sew together so you have 4 sections sewed together like the picture. I didn't pre plan my sewing other than Step 4

trying not to put two blues or reds of the same fabric, etc together. Also when I got down to the last 50 or so I paired them up so I wouldn't end up sewing sections with the same fabrics together. Press seams all one direction.




Alternate method

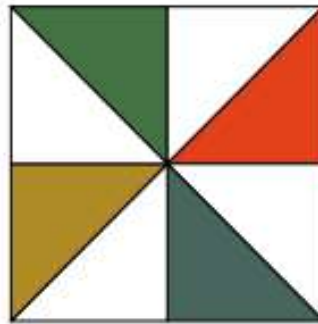
2021 Mystery Step 5

use half square triangles make in step 2 to make **25 Block A** and **24 Block B**
Block should measure 6 1/2" square

Note: You can have the 4 half square triangles of the same color or you can use 4 different colors.



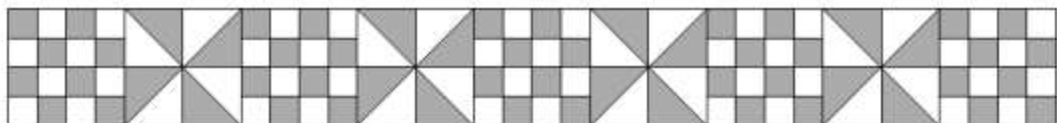
Pinwheel A
make 25



Pinwheel B
make 24


2021 SCQG Mystery Part 6

Row 1



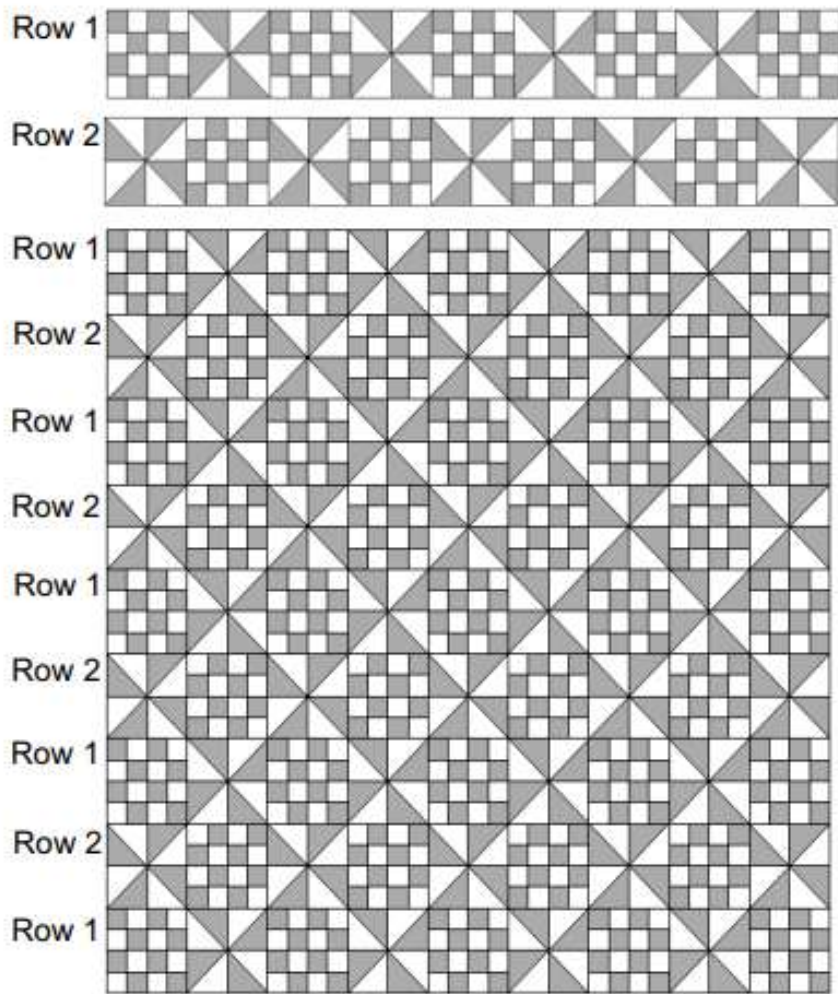
Following the picture for each row 1- use pinwheel B and 16-patch blocks.
Make 6 rows. Press seams toward 16-patch. Note: rotate 16-patch to make sure a **dark** square is in the top left corner every time.

Row 2



Following the picture for each row 2- use pinwheel A and 16-patch blocks.
Make 5 rows. Press seams toward 16-patch. Note: rotate 16-patch to make sure a **light** square is in the top left corner every time.

Sew the rows together as shown to make the center of the quilt. You will have 48 16-patch blocks left. They will be used for the borders in the next step along with the triangles and the strips that you have. The center should measure $54 \frac{1}{2} \times 66 \frac{1}{2}$



Return Address:

SCQG Newsletter
c/o Sondra Curtis
1918 E. Reed Street
Benton, AR 72015

ADDRESS CORRECTION REQUESTED

