
OUR MONTHLY QUILT TALK

Volume 38, No. 10

Saline County Quilters Guild Newsletter

December 2021

Eddie Landreth, Editor

Website: www.quilttalk.org

President's Message

Dear Quilters:

Hope this finds everyone doing fine and getting lots of quilting or piecing done. We had a great meeting Monday night, but again we missed a lot of our regulars and just about the time we think the virus is about to be behind us we begin to have another surge.

On a sad note, I got word today that a former member, Betty Berry, passed away yesterday. She was a friend of mine since childhood.

There will be more in this newsletter about our Christmas party so please try to attend if at all possible.

I'm sorry for the short letter with not much news but with having California company for two weeks, plus having a wreck, my brain is like mush.

Happy Quilting,
Sondra

2021 OFFICERS

President: Sondra Curtis
1st VP: Sharon Vanover
2nd VP: Amy Snodgrass
Secretary: Jerri Psuka
(Backup: Debbie Wright)
Treasurer: Pat Wade

COMMITTEE CHAIRPERSONS:

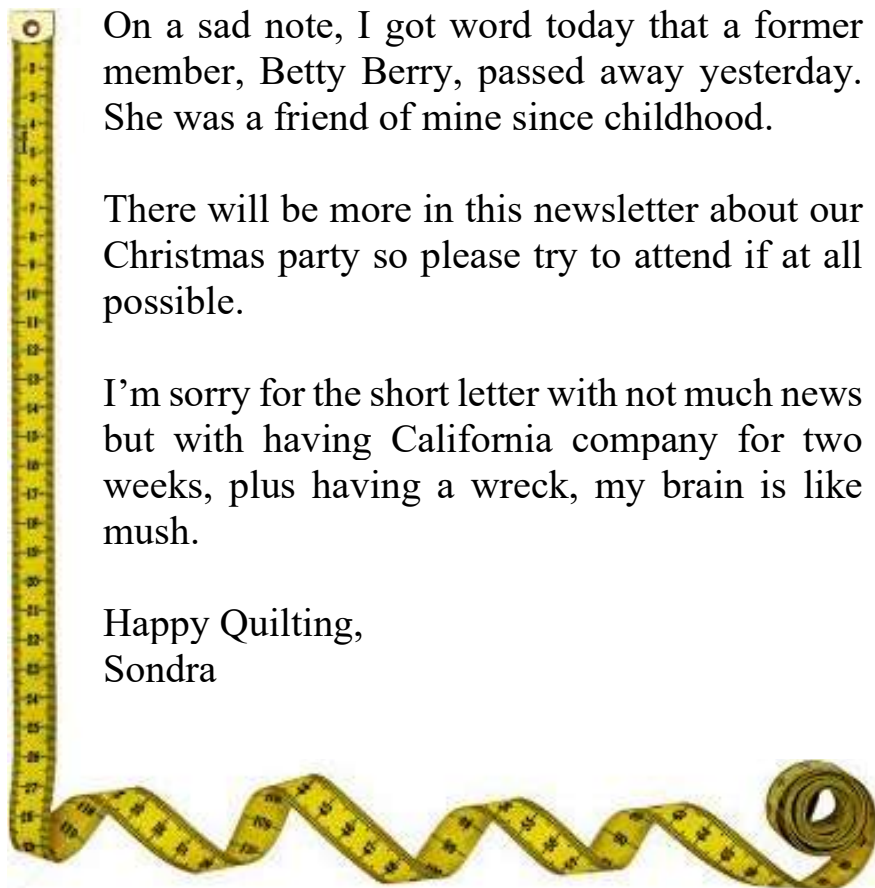
Workshops:

Professional: Cheri Johnson
5:30: Guild Members
Saturday:

Librarian: Myrna Yandell
Fund raising: Judy Peters
Name Tags: Joyce Opitz
Door prizes: Cely Slover
Membership: Shirley Miller
Programs: Twyla Moore,
Cathy Faulkner

Website: Eddie Landreth
1st Wednesday: Judy Huggins
Charity Quilts: Sidney Morris
Sunshine: Shirley Miller
Newsletter: Eddie Landreth
Hostess: Twyla Moore
Quiltmania: Pat Wade,

Jane Hammonds,
Ola Bramlett,
Sheila Bird



December Calendar of Events

		Event
1	Wed	No First Wednesday for December
9	Thu	Charity Quilts at Sidney's Studio, Come work on quilts to be given away
20	Mon	Guild meeting at Calvary Church. 5:30
22	Wed	QOV meets the 4th Wednesday of every month at Johnston's Home Center.
23	Thu	Charity Quilts at Sidney's Studio, Come work on quilts to be given away Cancelled for December
24	Fri	Due date for articles for the newsletter to be sent to the editor.
25	Sat	Christmas
25	Sat	Applique and whatever you want to work on at Sidney's Studio.

~ December Birthdays ~

Name	Day
Paulette Hutchings	14
Troyetta Wright	15
Norma Welch	25
Jane Hammonds	26

~ Recipe Collection ~

Our collection of recipes is growing slowly but surely. Please share your recipes!!

We'd like to create a cookbook as a small fundraiser. Give recipes to Gwen Rogers, Debbie Wright, or Myrna Yandell.

~ New Members ~

Judy Anderson
Jannetje Robertson

Submitted by,
Shirley Miller

~ Library Report ~

Library Report: Kristin Bergljot Johannessen and Turid Margaret Uren are the authors of **HOOKED ON TRIANGLES**, the book I've chosen to highlight for this month. The authors are sisters, they are from Norway, and they are passionate about patchwork, quilting, and triangles. They had tried every known method of making triangle squares, but found them all to be too time-consuming. They liked the results of using grids drawn directly on the fabric, but discovered that using grids drawn on paper, photo-copied, placed on the fabric and stitched through eliminated the need to draw the grid every time. After much experimentation, the sisters had devised grids for a lot of different sizes and used them in all their classes that involved triangles. The grids became a hit with all the students, and the teachers started to sell them - naming the product Magic with Triangles (MwT for short). In this book, instructions and grids of all sizes are provided for 19 very pretty quilts. If you would like to investigate this technique closer, I can help you **CHECK IT OUT**.

Myrna Yandell,
Librarian

Saline County Quilting Guild November 15, 2021 Meeting Minutes

5:30 Workshop

Guild Mystery Quilt – Fay Poe

Three versions of the mystery quilt tops were displayed (Fay Poe, Pat Wade, and Jane Hammonds). The topic of discussion was the multiple borders of the quilt. Several different techniques were utilized, each having a different impact on the visual representation of the quilt. Fay offered to help anyone who would like to contact her, if they are struggling with the borders. Instructions have been written and include a picture, will be distributed with the newsletter.

Guild Meeting Minutes -

The November 2021 meeting was held at 5:30 pm at Calvary Baptist Church. Sondra Curtis called the meeting to order with 25 members in attendance and no visitors.

Minutes from prior meeting

A correction to the October meeting minutes is needed. Judy Huggins is the contact for the potential barn quilt block activity, not Judy Peters. The secretary apologizes for the name confusion. Corrected minutes are being provided with the November newsletter distribution.

Treasurer's Report - look for it as an attachment with the newsletter email.

Committee Reports

Membership Report – No report. Reminder: Membership dues (\$20.00) are due for 2022, please fill out form and provide money to Shirley Miller (Membership chair) or Pat Wade (Treasurer).

Sunshine – No report. Please continue to send any requests for cards to Shirley Miller.

Library Report – Nothing new to report. If you have a particular book or subject of interest, contact Myrna Yandell.

Daytime Stitchers – Due to illness the November meeting is cancelled and there will not be a December meeting. Laura Todd plans to start fresh in January 2022.

First Wednesday Sewing – No report.

QuiltMania/Retreats – The local retreat held Nov. 5&6 was well attended and enjoyed by all. Suggestion has been made that we have a similar event at least quarterly.

Charity Quilts – Monthly Sew days at Sidney's Studio on Alcoa are the 2nd and 4th Thursday. Sidney expressed appreciation for all the ones who have helped with charity quilts this year. She has one quilt with her needing binding. With holidays ahead, expect there will be little activity until year

end, but she does have a few ready for distribution. They will be sewing the 2nd Thursday of December; 4th Thursdays of November and December are cancelled.

Professional workshops – Current focus is Sew Days and Workshops within our membership.

Arkansas Quilt Trail – Saline County has 12 blocks displayed around the county and has been added to the official Arkansas Quilt Trail. If you would be interested in adding a wooden quilt block to your property to be part of the Saline County Quilt Trail, please contact Debbie Susky.

2021 UFO Challenge – The #3 UFO is due for November. The #1 UFO will be due in January 2022. If you don't remember your #1, contact Judy Johnson. For any new members, the annual UFO challenge is a monetary incentive to complete six of your unfinished projects. Based on comments it is possible to join mid-year and have less than 6 projects included. For more information, contact Judy Johnson.

Old Business:

Quilt Raffle Tickets – Jane Hammonds has bundles of tickets ready to go, 30 tickets for \$25. We do not know when the quilt will be given away. Old Fashioned Day 2021 was cancelled. Considering setting up a table for each 3rd Thursday in Benton next Spring – Summer. We can sell tickets for quilt and items not competing with the food vendors. Making other items to sell to generate interest in our table was suggested. Ideas wanted.

Publicity – A publicity chairman is needed. We need more publicity about our guild and need to expand to include more of an online presence. Still seeking volunteer.

Barn Quilt Blocks – No update, Judy Huggins was not present.

New Business:

Name Tags – Joyce Optiz stated name tags can be purchased for \$7, if you would like the name tag mailed to you the cost is \$9. It was noted that very few of the attendees are wearing name tags and highly suggested that we need to have an incentive to wear them.

A motion was made & passed: Members are required to wear name tags or be fined \$1 per meeting with the money generated to be added to the door prize fund.

QuiltMania - April 5-7, 2022, Ferncliff, Pat Wade distributed a retreat survey at the Nov. retreat to test the waters for a potential retreat at a new location, copies are available on each table. The Ferncliff location is 1 mile beyond the Ferndale 4H Center we have used in the past. The prices quoted for Ferncliff (2022) are less than the 2019 QuiltMania costs. They seem very interested in our group becoming their customers and returning each year. Based upon the initial tour, this facility may be more comfortable than the 4H center. For the rates quoted, we will need 24 to sign up, lodging 2 per room occupancy cost will be \$109.00. For meals – we will need a minimum of 15, unless they have other guests to make the minimum number. From the initial survey there are 13 who have expressed interest in attending. We need a decision quickly to secure dates, requiring a down payment of half to secure our spot. Note: if you paid a Missouri Star bus trip down payment and did not get a refund, this money can be reallocated for the QuiltMania 2022 retreat. Contact Pat Wade.

A motion was made and passed: A QuiltMania retreat will be held April 5-7, 2022 at Ferncliff, SCQG funds will be utilized for the down payment to lock in the dates at the facility.

Christmas Party – December 20th meeting will be the guild Christmas party. Gift Exchange – Sewing related, \$15 limit, using a Christmas poem for gift exchange rather than Dirty Santa. Decorate with

Christmas quilts. Guild will provide Ham, members to bring sides (veggies, deserts, drinks) potluck style. Eat at 6:00 pm.

Decorating Volunteers: Sondra Curtis, Lisa Ackley, Jerri Puska – meet at 2:30.

Program – 3 Yard Quilts - Ola Bramlett & Cheri Johnson

A 3-yard quilt uses 3 coordinating fabrics. Donna Robertson has published several 3-yard quilt books along with others, so there are a lot of patterns to choose. Some of the quilting shops and online sites now offer 3-yard bundles, sometimes with a pattern included. The quilt patterns are easy to read, go together quickly and would be great for donation quilts. For anyone wanting to learn to quilt, it would be a good starting place. Fabric Café online has bundles available, are reasonably priced and have good quality fabric and a YouTube video twice a week.

Several 3-yard quilts of various patterns were displayed along with several books. Check out the following websites:

www.freecaringquiltpatterns.com

www.3yardquilts.com.

Show and Tell – Members displayed some of their recent creations.

Meeting adjourned – See you next month at the church for our Christmas Party.

Jerri Puska,
Secretary

Amy's Fun Fabric & More, LLC
 dba
Hickory Hill Quilts

Open:
 Monday - Friday 10 am - 5 pm
 Saturday 10 am - 4 pm
 2998 Park Avenue
 Hot Springs, AR 71901
 Phone: 501-318-2739
 hhqsewingcenter.com

125 YEARS
BERNINA

Fabric • Patterns • Kits • Wide Backing • Flannels
 Threads • Classes • Gifts • Custom Embroidery Shop

VISA MasterCard American Express DISCOVER

the bed-warmer
Quilt and Sew

17270 Interstate 30
 Suite 9
 Benton, AR 72019

501-860-6176

*** Next to Tinseltown Theaters ***
 Authorized PFAFF dealer - Fabric - Notions

Pinwheel Fabrics
 (501) 847-4177
 Charlotte Williams, Owner
 www.pinwheelfabrics.com

JANOME
 Sewing Machine
 Sales & Service

Handi Quilter
 OFFICIAL RETAILER

7915 Hwy 5 N. - Alexander, AR 72002

DJ'S COMFY QUILTING
 DONNA LEE
 LONGARM QUILTER 10058 STEEL DR
 @acomfyquilting@gmail.com BENTON, AR 72019
 (501) 804-4581 DJ's Comfy Quilting

JOHNSTON'S
 HOME CENTER

APPLIANCES • FABRIC • BEDDING • VACUUMS
 BROTHER, BABY LOCK & JUKI SEWING MACHINES
 LAWN & GARDEN • DIXIE CHOPPER • HUSQVARNA • TORO

JOE JOHNSTON • ROBERT JOHNSTON
 BILLIE JO CROCKER • DEBBIE CARSON

Repairs
 All Makes & Models
 Sales & Service

(501) 315-6697

1421 Military Road
 Benton, AR 72015

Arkansas Man Quilter
"Quilting With A Difference"
Eddie Landreth
 1031 Downing Street
 Benton, Arkansas 72019
 (501) 326-8842
 e-mail: eddielandreth@outlook.com
 web: arkansasmanquilter.blogspot.com

2022 QuiltMania Registration Form

Tuesday April 5, 9:00 AM – Thursday April 7, 5:00 PM

Please fill out and return with payment to Pat Wade
Take a tour by visiting their website at www.Ferncliff.org.

NAME _____ PHONE _____

ADDRESS _____

EMERGENCY CONTACT/phone _____

Need a handicap room? It has 1 double bed and 1 twin Bed with walk-in shower.

Circle: Yes No

Are you diabetic and need special meals?

Circle: Yes No

Note: we will have two night and three days. Thursday will end at 5:00.

Rooms have two double beds and a walk-in shower. Also, a pod coffee maker and hair dryer.

Meeting room-is 39' x 27' and has a kitchenette and a small room with couches. The Chairs are stuffed office chairs. There are several power outlets. We will have the meeting room 24 hour a day. Starting 8am Tuesday 5th ending Thursday at 5pm.

	TUES	WED	THU	Line total
Double Occ (2 IN A ROOM) price is per person*	\$54.50	\$54.50	be out by 11am	
BREAKFAST 8am \$10.25	NA	\$	\$	
LUNCH 12pm \$12.95	\$	\$	\$	
DINNER 6pm \$15.75	\$	\$	NA	
Meeting room \$20.50 Note: Price will increase if less than 24 attend	\$	\$	\$	
One Time Sustainably fee				\$5.00
Total for lodging, meeting room and meals				

*Pick your roommate _____

Note: meals are optional, but a minimum of 15 is required for meals to be prepared.

If there is another group attending their meals will count toward the 15-meal requirement, but we will not know this until later.

No refunds after March 21, 2022. **Half of cost is due with this registration form, balance due on or before March 21,2022.**

Make checks payable to Saline County Quilters' Guild. Mail registration form to Pat Wade at 8803 Amber Ln, Alexander AR 72002 or turn it in at any guild function. Drop-ins are welcome without registration just pay the meeting room \$20.50 plus one-time \$5.00 Sustainably fee when you arrive at Ferncliff.

Our meeting room will have a kitchenette with a micro wave, ice machine and small refrigerator. We welcome any homemade or store-bought snacks you want to bring to share.

If you have questions, please contact Pat Wade at 501.529.0282

SCQG 2021 Mystery

Step 7 Finishing



Quilt Assembly Layout

STEP 7

After sewing all your blocks together for step 6, your quilt should measure $54\frac{1}{2}" \times 66\frac{1}{2}"$. I will give you the size your quilt should measure after each border is added. If it doesn't the next border will not fit. You can probably fudge $\frac{1}{2}"$ but not more than that.

REFER TO PICTURE OF QUILT ASSEMBLY LAYOUT TO SEE WHAT EACH BORDER LOOKS LIKE.

BORDER 1

1. Sew $1\frac{1}{2}"$ strips of different lengths of dark/medium together with diagonal seams. (I used straight seams but it does look better with the diagonal seams.)

Make $2-54\frac{1}{2}"$ long. Sew onto short sides of quilt with Border 1 on the top. It will be easier if you at least find the centers of the quilt and the border and then pin the borders on. Press seam toward border.

2. Sew $1\frac{1}{8}"$ strips of different lengths of dark/medium together with diagonal (or straight) seams. Make $2-68\frac{1}{2}"$ long. Sew to the long sides of quilt with Border 1 on the top. Find the center and pin the border on. Press seams toward the border.

Quilt should measure $55\frac{3}{4}" \times 68\frac{1}{2}"$

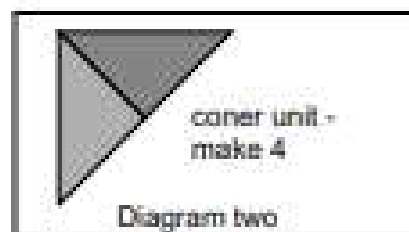
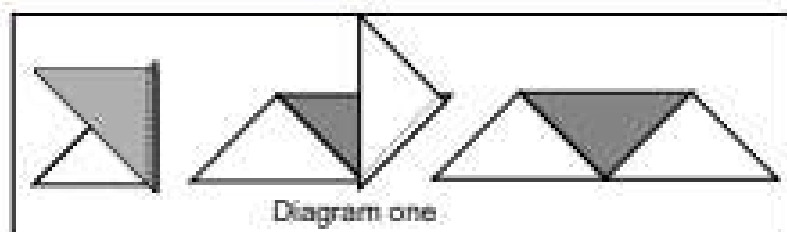
BORDER 2--USE TRIANGLES YOU CUT OUT OF $5\frac{1}{2}"$ SQUARES (CHECK OPTION BEFORE SEWING!!!!)

1. Following diagram 1 lay a dark/medium triangle on top of a light triangle with $\frac{1}{4}"$ dog ears extended and sew with a $\frac{1}{4}"$ seam. Press seam toward dark triangle. Add a light triangle and press seam toward light triangle. Press all the seams the same direction. Following quilt assembly picture use 13 light and 12 dark triangles to make 2 borders. Find the center of these 2 borders and border 1. Pin and sew to the short sides of the quilt with Border 1 on the top. Press seam toward Border 1.

2. Sew 2 more borders together following directions in Step 1 but use 16 light and 15 dark medium triangles. Pin and sew to the long sides of the quilt with Border 1 on the top. Press to Border 1.

3. You should have 8 dark triangles left. Sew 4 pairs together and sew them to the corners following quilt assemble picture. See Diagram 2

Quilt should measure $60" \times 72\frac{3}{4}"$



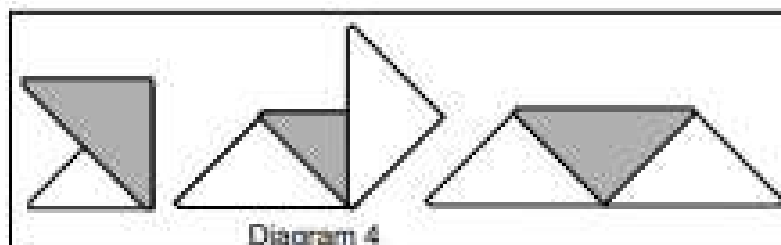
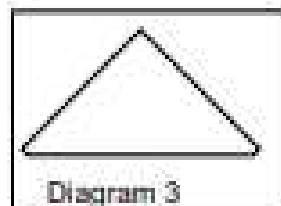
OPTION

Sewing the triangles with the dog ears extended did not work for me. My border came out to long. This is how I did my borders.

1. Use a corner trimer ruler (Easy Angle by Sharon Hultgren or Creative Grid Folded Corner Clipper) to trim the 2 corners on the long side of the triangles that you cut from the $5\frac{1}{2}"$ squares. Diagram 3

2. Follow steps 1, 2 and 3 above to make borders. NOTE: THAT WHEN YOU TRIMMED THE TRIANGLES YOU TRIMMED OFFSLIGHTLY MORE THAN $\frac{1}{4}"$ FROM THE TIPS OF THE CORNERS. JUST SEW A $\frac{1}{4}"$ SEAM AND IT WILL WORK OUT. Diagram 4

Quilt should measure $60" \times 72\frac{3}{4}"$



BORDER 3

1. Sew 1 1/8" strips of different lengths of dark/medium together with diagonal seams (or straight). Make 2--60" long. Find the centers, pin and sew to short sides of the quilt with this border on top. Press seam toward this border.
2. Sew 1 1/2" wide strips of different lengths of dark/medium together with diagonal seams (or straight). Make 2--74" long. Find the centers, pin and sew to long sides the of quilt with this border on top. Press seam toward this border.

Quilt should measure 62" x 74"

Border 4--16 PATCH blocks

1. You should have 48 --16 patch blocks left and 4 --2" sections left from making the blocks. Make 4 rows of 12 blocks each and add on 2" section to each row **following Quilt assemble diagram**.
2. Find the center, pin and sew one 16 patch row to each of the long sides of the quilt. Press seam toward border 3.
3. Find the center, pin and sew one 16 patch row to each of the remaining sides of the quilt. Press seam toward border 3.

Quilt should measure 74" x 86" (Will be OK is this isn't exact because you can make the next border to fit but you still don't want it to be off more than an inch.

BORDER 5

1. Sew 2 1/2" strips of different lengths of dark/medium together with diagonal seams (or straight) Make 2--74" long. Find the center, pin and sew to short sides of the quilt. Press seams toward this border.

Make 2--90" long. Find the center, pin and sew to long sides of the quilt. Press seams toward this border.

CONGRATULATIONS YOU ARE DONE!!!!!!!!!!!!!!

I will try to be at Sidney's the last Saturday of the month except November if you need some help.

2021 Membership Form

Name _____ Date _____ Dues \$20.00

Note: Current Members - Only fill in information that has changed or needs correcting from last year.

Address _____ Email _____

City/State/Zip _____ Month and Day of Birth: _____

Home Phone () _____ Cell Phone () _____

For new members who join in October, November, or December, their membership will include the following year. Current members can start renewing in October for the following year. A new roster will be distributed at the March meeting. Membership form and payment can be mailed to Shirley Miller, 1632 Matt Lane, Hensley, AR 72065.



Return Address:

SCQG Newsletter
c/o Sondra Curtis
1918 E. Reed Street
Benton, AR 72015

ADDRESS CORRECTION REQUESTED

