
OUR MONTHLY QUILT TALK

Volume 39, No. 2

Saline County Quilters Guild Newsletter

February 2022

Eddie Landreth, Editor

Website: www.quilttalk.org

President's Message

Dear Quilters:

It has been a sad week for our quilting family, please continue to keep Cheri and Terry Johnson in your prayers in the coming days.

We covered lots of ground at Monday night's meeting and I'm very excited about all we have planned for the year if Covid will not keep messing things up. Hopefully we will be able to continue to have our meetings.

I'm as happy as a clam, my four granddaughters came today and took down my Christmas and took lots of it home with them. I'm so glad that is done, I will now bring my featherweight in the house and set it up where my Christmas tree was and hopefully get lots of a quilt piecing done.

I'm not as tough as I used to be, can't get out in the cold to go back and forth to my sewing room like I used to do. Old age plays cruel tricks on us.

It's not long until quilt mania and I already have a quilt cut out and ready to get it done at quilt mania. If you are not signed up to go it's not too late.

We are going to start our Saturday workshop/ sewday back up in March will have information about it after our February meeting.

If we all do one random act of kindness daily we might just set the world in the right direction. (Copied)

Until next time Happy Quilting,
Sondra

2022 OFFICERS

President: Sondra Curtis
1st VP: Sharon Vanover
2nd VP: Amy Snodgrass
Secretary: Jerri Psuka
(Backup: Debbie Wright)
Treasurer: Pat Wade

COMMITTEE CHAIRPERSONS:

Workshops:

Professional: Cheri Johnson

5:30: Guild Members

Librarian: Myrna Yandell

Fund raising:

Name Tags: Joyce Opitz

Door prizes: Cely Slover

Membership: Toni Shockey

Programs:

Website: Eddie Landreth

1st Wednesday: Judy Huggins

Charity Quilts: Sidney Morris

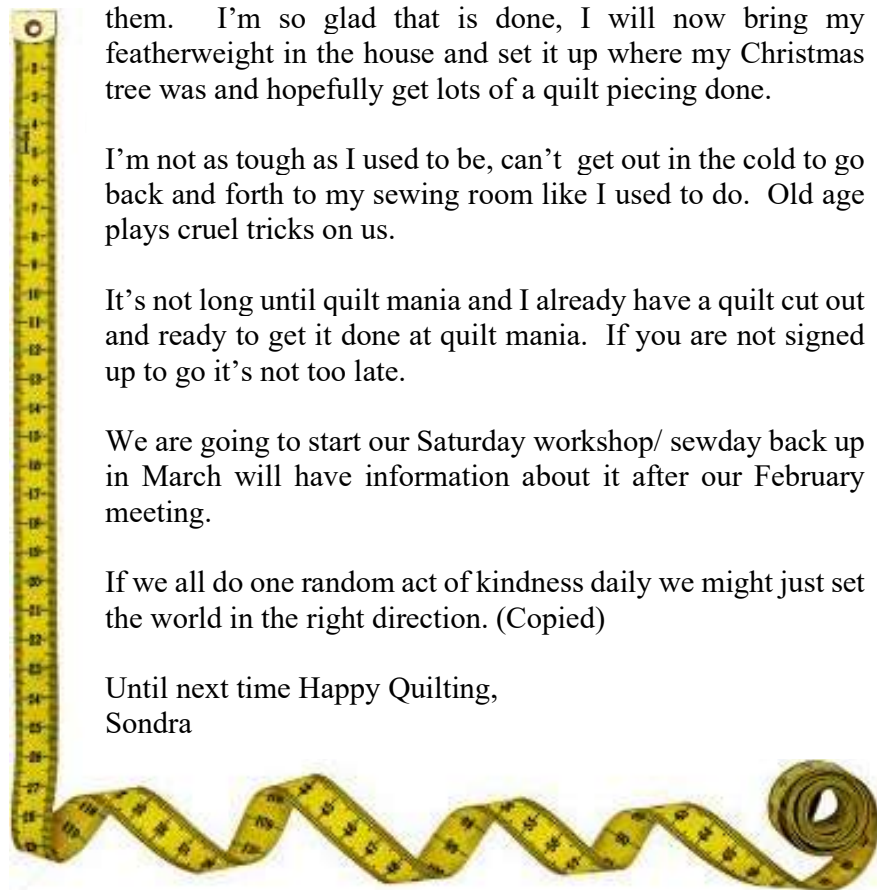
Sunshine: Judy Anderson

Newsletter: Eddie Landreth

Hostess: Twyla Moore

Publicity: Debbie Susky

Quiltmania: Pat Wade,
Jane Hammonds,
Ola Bramlett,
Sheila Bird



February Calendar of Events

		Event
2	Wed	No First Wednesday for February
10	Thu	Charity Quilts at Sidney's Studio, Come work on quilts to be given away
14	Mon	Valentines Day
21	Mon	Guild meeting at Calvary Church. 5:30
23	Wed	QOV meets the 4th Wednesday of every month at Johnston's Home Center.
24	Thu	Charity Quilts at Sidney's Studio, Come work on quilts to be given away Canceled for December
25	Fri	Due date for articles for the newsletter to be sent to the editor.
26	Sat	Applique and whatever you want to work on at Sidney's Studio.

~ February Birthdays ~

Name	Day
Judy Huggins	5
Betty Scott	7
Debbie Wright	10
Sue Garrett	14
Carolyn Morris	14
Valarie Nichols	14
Debra Border	15
Kathy Duke	15
Barbara Vann Keys	24
Sue Richards	24

~ Cookbook Update ~

Many of you have turned in delicious recipes. I must confess that the delay in producing a book or booklet is due to the fact that I haven't had time to type everything up. If someone would like to help with data input, it will be most welcome.

Thanks,
Gwen Rogers

~ Library Report ~

Library Report: Slice 'Em & Dice 'Em Quilts, by Nancy Brenan Daniel, is very informative while being a treat to study. Put simply, this is a book full of Disappearing Nine Patches. Nine-patch blocks are so basic, and so much can be done with them; but I had no idea HOW MUCH can be done with them. The author has done serious research and experimenting with slicing and dicing the Nine-Patch block. Using her techniques, she has taught thousands of quilters how to create new and interesting designs. Daniel states that as she plays with Nine Patches, new quilts and ideas continue to emerge. This book will introduce you to 20 of her vanishing Nine-Patch quilts. My favorites are Scrap Bag Shadow Boxes, Dragonfly, and Floating Grid. Wouldn't you like to take a look? I can help you CHECK IT OUT.

Myrna Yandell,
Librarian

~ Stashbuster Challenge ~

(updated from presentation at guild meeting)

Write down the number of yards of fabric you had come in over the previous month, and then number of yards you had go out. "Out" means out the door, donated, shipped, gifted or otherwise leaving the house, including bags of scraps or fabric given away, not necessarily used in a project. It can also mean a project completed that you keep for yourself. Use whatever method you want to estimate yardage when you are using scraps.

Here is a possible guideline:

One quarter yard out equals two 12-inch blocks made, or three 8-inch blocks made, or four 6-inch blocks made. Is that precise? No, but it will do. Report monthly, and after February, cumulatively as well.

Your accounting will look something like this:

Your Name

Month - Fabric In - 3 yards

Month - Fabric Out - 5 yards

Cumulative Fabric In - 6 yards

Cumulative Fabric Out - 11 yards

The goal is to have that cumulative fabric out number be larger than fabric in. At the end of the year, we'll draw a winner for a non-fabric prize. Every month you post progress gains you one entry in the drawing. Entries may be given to Judy Johnson or Gwen Rogers. No rules, you don't have to participate every month, but I hope you will.

Questions? Call Gwen Rogers, 317-0651

~ 5:30 Workshop ~

The 5:30 workshop for the first few months of 2022 is a scrap quilt that is not a mystery, pictures and different sizes are included in this newsletter. Projects range from table toppers to bed size quilts. We have provided sizes and fabric requirements in the attached file. Instructions for the first block will be shown at the February meeting and written instructions will be in the newsletter.

~ Meeting Minutes ~ January 17, 2022

5:30 Workshop

Guild Quilt Challenge – Fay Poe

The quilt challenge this year will be a scrappy quilt based upon the pattern Staircase to the Stars. See the info in the newsletter. This quilt pattern has size options of Table Topper, Table Runner, Throw, or Full/Queen bed. Figure out what size you desire and next month will provide the first instructions. Two demos – table topper and runner were displayed courtesy of Pat Wade.

Guild Meeting Minutes -

The January 2022 meeting was held at 5:30 pm at Calvary Baptist Church. Sondra Curtis called the meeting to order with 24 members in attendance and no visitors.

Minutes from prior meeting

December was the guild Christmas party no minutes were generated.

Treasurer's Report - look for it as an attachment with the newsletter email.

Committee Reports

Membership Report – Toni Shockley is now our Membership chairperson. Reminder: Membership dues (\$20.00) are due for 2022, please fill out form and submit your dues. New membership roster will be provided in February.

Sunshine – Judy Anderson is our new Sunshine Committee chairperson. Please send any requests for cards to Judy at 501.743.1076 or email hape2sew@gmail.com.

Library Report – Nothing new to report. If you have a particular book or subject of interest, contact Myrna Yandell.

Daytime Stitchers – Daytime Stitchers will meet next Monday, Jan. 24 at 9:30 AM. Pat Wade will be presenting the program at 10. Bring a show and tell, a hand project to work on or both. Contact Laura Todd for more information thequiltedchicken@gmail.com.

First Wednesday Sewing – Group still not ready to meet in houses, meeting at the church was suggested.

QuiltMania/Retreats – A QuiltMania retreat will be held April 5-7, 2022 at Fernclift resort (just passed the Ferndale 4H center we have gone to in the past). Contact Pat Wade to register.

Charity Quilts – Last year our guild distributed 221 quilts and 11 pet pillows to organizations helping those in need. Monthly Sew days at Sidney's Studio on Alcoa are the 2nd and 4th Thursdays, next one is Jan 27th.

Professional workshops – Current focus is Sew Days and Workshops within our membership.

Arkansas Quilt Trail – Saline County has 12 blocks displayed around the county and has been added to the official Arkansas Quilt Trail. If you would be interested in adding a wooden quilt block to your property to be part of the Saline County Quilt Trail, please contact Debbie Susky.

2021 UFO Challenge – The #1 UFO is due in January 2022, your #6 will be due in two months, March. If you don't remember your #6, contact Judy Johnson.

Old Business

- 1) **Publicity/Media Specialist** – Debbie Susky has agreed to be our publicity chairman. Our goal is to have more of an online presence and generate more publicity about our guild.
- 2) **Barn Quilt Blocks** – No update. Really a warmer weather activity, as the painting needs to be outdoors.

New Business

- 1) Officers for 2022 – With the continued challenges of COVID, our irregular schedule of meeting and reduced attendance, the majority of the 2021 officers have agreed to continue their roles for 2022.

Motion made, second and approved to allow those officers willing to continue to serve for year 2022. Toni Shockley has agreed to serve as Membership chair and Judy Anderson has volunteered to be our Sunshine chair.

- 2) 2022 – program ideas – A blank sheet for program ideas is being circulated around tonight. We have a lot of talent within our guild, if there is a program you would like to see or a program, demonstration, or technique you would like to present, please add it to the list and include your name. We will be following up with you and get some of these ideas scheduled as programs and Saturday workshops.
- 3) 2022 Stashbuster Challenge – Idea for a different type UFO program suggested by

Gwen Rogers. See info in the newsletter. This challenge has you track the number of pieces of fabric that come into your stash (house) versus leaving your house by month. It can be estimated as yards, blocks, projects etc., does not need to be precise. Leaving your house is defined as going out the door – donated, shipped, gifted, thrown away, or used in a project (which you might gift or keep). The goal is to have the cumulative fabric out be greater than the number in!

- 4) Charity Quilts – Sidney's shop – There is more fabric coming into Sidney's shop than we can sew into charity quilts with the number of current sewers. We must come up with a way to use it up or create a method to give some of it away. The shop is getting too crowded with fabric.

For anyone needing some bags of scraps – Sidney has bags for \$1. There are also some bags at the back table of various items for \$5 each. All money generated will be donated to the Guild.

Program – Repairing Vintage & Heirloom Quilts – Kathy Gilmore

It all began with a class in Wisconsin called "Restoring Old Quilts"; what to do with your orphan blocks. The class was interesting, but the best part was that it gave her a new idea of a method to restore the damaged family quilts she owned. Her work began with family quilts, once completed word of mouth generated calls from other family members and friends and the number of restored quilts has grown along with her passion for the work and giving new life to these old treasures.

Of all the quilts she has restored through the years, never has there been one where the hand quilting was coming apart. It is always the fabric that has deteriorated. She replaces and repairs blocks by hand using a combination of turned under applique with very thin thread, 100 weight Invisaline thread (*guessing at the name of this thread*). If batting is

needed, she also replaces it. All the repair work is completed by hand with the quilt flat and the repair work completed on the upper side, not altering the hand quilting on the back side.

Several quilts having been repaired were displayed and repaired blocks and partial repaired blocks identified by Kathy. By choosing fabrics that blend with the existing blocks, from the audience it was impossible to identify a repaired/replaced block from an original.

Kathy reiterated several times that this is very time consuming, tedious work; some of the quilts had hundreds of hours invested. Her passion for the work and the joy of preserving these works of art was apparent as she talked about each quilt.

She has agreed to do a demonstration and potentially a Saturday workshop.

Potential Ideas for Swap and Exchange quilts – Myrna, Sidney, & Shirley

In past years, there have been some Swap and Exchanges where people trade fabric/blocks. Several quilts were displayed that were created after an exchange. One quilt was called Criss Cross and used a 6 inch square block, all participants provided a number of 6 inch squares that were identical. The number of squares depends upon the number of participants. If you participate, you must agree to use only good quality quilting fabric from quilt shops and your cuts must be accurate. For the Criss Cross, Myrna sewed along but used her own fabric, making it completely with Christmas fabric with no repeats. Shirley displayed her Criss Cross quilt and identified several blocks that are special to her because she remembers who gave her those blocks.

A charm quilt is one that does not have any fabric repeated, these are great for fabric/block swaps.

Another quilt done through an exchange was called Stacked Bricks. Everyone brought their group of fabric “bricks” to be shared, each person got a paper sack and added a brick to the bags until all bricks were distributed. Then everyone started

sewing their bricks together one by one as they were pulled out of the paper sacks – no rearranging allowed. It was a fun activity, easy piecing and the quilt tops created were interesting and unique.

A Quillow was displayed as another sewing project idea. It is a quilt with a pocket built in that the quilt folds up into forming a pillow. Great to have in your car serves as a blanket or a pillow.


If the quilter would be interested in doing any one of these type exchanges, please list it as a desired activity.

Show and Tell – Members displayed some of their recent creations.

Meeting adjourned – See you next month at the church.

Jerri Puska, Secretary





Pinwheel Fabrics

(501) 847-4177

Charlotte Williams, Owner
www.pinwheelfabrics.com

JANOME

Sewing Machine
Sales & Service

**Handi
Quilter**

OFFICIAL RETAILER

7915 Hwy 5 N. - Alexander, AR 72002

JOHNSTON'S

HOME CENTER

APPLIANCES • FABRIC • BEDDING • VACUUMS
BROTHER, BABY LOCK & JUKI SEWING MACHINES
LAWN & GARDEN • DIXIE CHOPPER • HUSQVARNA • TORO

JOE JOHNSTON • ROBERT JOHNSTON
BILLIE JO CROCKER • DEBBIE CARSON

Repairs
All Makes & Models
Sales & Service

(501) 315-6697

1421 Military Road
Benton, AR 72015



DJ'S COMFY QUILTING

DONNA LORER

LOWERY QUILTER, 10058 STEEL BRIDGE

djcomfyquilting@gmail.com

BENTON, AR 72019

(501) 804-4581

DJ's Comfy Quilting

Arkansas Man Quilter

"Quilting With A Difference"

Eddie Landreth

1031 Downing Street

Benton, Arkansas 72019

(501) 326-8842

e-mail: eddielandreth@outlook.com

web: arkansasmanquilter.blogspot.com



~ 5:30 Workshop ~

The 5:30 workshop for the first few months of 2022 is a scrap quilt that is not a mystery; pictures and different sizes are shown on the following page. Projects range from table toppers to bed size quilts. We have provided sizes and fabric requirements on the following page. Instructions for the first block will be shown at the February meeting and written instructions will be in the newsletter.

Pat Wade

the bed-warmer
Quilt and Sew

17270 Interstate 30
Suite 9
Benton, AR 72019

501-860-6176

*** Next to Tinseltown Theaters ***

Authorized PFAFF dealer - Fabric - Notions

Staircase to the Stars



Table Topper
9" blocks
Finished 35 x 35
Fabric:
Background- 3/4 yd
inner border - 1/4 yd
Outer Border - 1/2 yd
Binding - 1/3 yd
Scraps - 1 yd

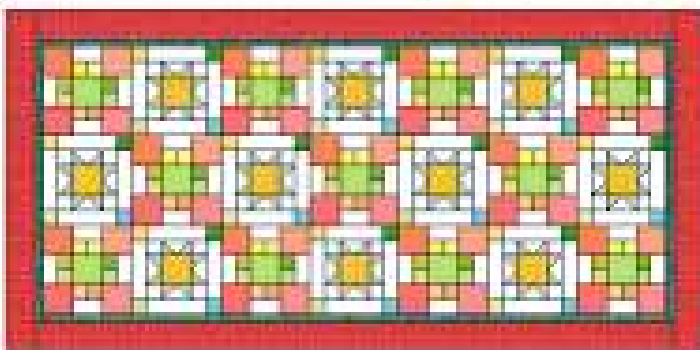




Table Runner
8" blocks
23 x 47
Fabric:
Background- 3/4 yd
inner border - 1/8 yd
Outer Border - 1/2 yd
Binding - 1/2 yd
Scraps - 1 yd



Throw
9" blocks
Finished 56 X 74
Fabric:
Background- 2 yds
inner border - use same as background
Outer Border - 1 1/4 yd
Binding - 1/2 yd
Scraps - 2 yds



Full/Queen
9" blocks
Finished 77 x 95
Fabric:
Background- 2 3/4 yds
inner border - 3/4 yd
Outer Border - 1 5/8 yd
Binding - 3/4 yd
Scraps - 3 1/2 yds

2022 QuiltMania Registration Form

Tuesday April 5, 9:00 AM – Thursday April 7, 5:00 PM

Please fill out and return with payment to Pat Wade
Take a tour by visiting their website at www.Ferncliff.org.

NAME _____ PHONE _____

ADDRESS _____

EMERGENCY CONTACT/phone _____

Need a handicap room? It has 1 double bed and 1 twin Bed with walk-in shower.

Circle: Yes No

Are you diabetic and need special meals?

Circle: Yes No

Note: we will have two night and three days. Thursday will end at 5:00.

Rooms have two double beds and a walk-in shower. Also, a pod coffee maker and hair dryer.

Meeting room-is 39' x 27' and has a kitchenette and a small room with couches. The Chairs are stuffed office chairs. There are several power outlets. We will have the meeting room 24 hour a day. Starting 8am Tuesday 5th ending Thursday at 5pm.

	TUES	WED	THU	Line total
Double Occ (2 IN A ROOM) price is per person*	\$54.50	\$54.50	be out by 11am	
BREAKFAST 8am \$10.25	NA	\$	\$	
LUNCH 12pm \$12.95	\$	\$	\$	
DINNER 6pm \$15.75	\$	\$	NA	
Meeting room \$20.50 Note: Price will increase if less than 24 attend	\$	\$	\$	
One Time Sustainably fee				\$5.00
Total for lodging, meeting room and meals				

*Pick your roommate _____

Note: meals are optional, but a minimum of 15 is required for meals to be prepared.

If there is another group attending their meals will count toward the 15-meal requirement, but we will not know this until later.

No refunds after March 21, 2022. **Half of cost is due with this registration form, balance due on or before March 21,2022.**

Make checks payable to Saline County Quilters' Guild. Mail registration form to Pat Wade at 8803 Amber Ln, Alexander AR 72002 or turn it in at any guild function. Drop-ins are welcome without registration just pay the meeting room \$20.50 plus one-time \$5.00 Sustainably fee when you arrive at Ferncliff.

Our meeting room will have a kitchenette with a micro wave, ice machine and small refrigerator. We welcome any homemade or store-bought snacks you want to bring to share.

If you have questions, please contact Pat Wade at 501.529.0282

Saline County Quilters' Guild

2022 Membership



Dues \$20.00

Name _____

Address _____

City/State/Zip _____

Email _____

Month and Day of Birth: _____

Home Phone _____

Cell Phone _____

Reminders:

- The membership list will be sent out with the newsletter following the February meeting. A few hard copies will be available at the March meeting.
- No additional funds are due if you joined the Guild in October, November, December 2021.

Membership form and payment may be mailed to:

Toni Shockey

219 Cynthia Circle

Hot Springs, AR 71913

Name: _____ Date: _____

QUILTING ITEMS & TERMS

D T M C E L F F A R M C U T T I N G M A T C B N
 A A P P L I Q U E B C E R Y T H E G R Z W E F P
 S Y U E L B I S U F L I T E P I N C U S H I O N
 N O I T O M E E R F Y O G L T T O L L E G R A B
 W A L K I N G F O O T N C S I R S R E L U R C Q
 R M I T E R Y U G C I N O K F U A K U G U I E E
 E D V B V Z P P G C C Y O Y S A Q U V C R E L R
 T S V G A S D V E N D R D O Y O U E Q B E O W U
 T C T R V C B I R N I E Q S G A K M A T N P Y T
 U I C T F Z P P U N G T E K R L P F Z G A S P A
 C S G U I L D O A N T S T W U E R J A G E F G I
 Y S C D C C R R E U Q Y Q E X V D R C L Q P I N
 R O L C S G T L G C Z M M H S O M R V N U R Y I
 A R Q H K H D A N U G N I K C A B A O F I A O M
 T S F C N E F L O W E R P I N S G Z G B L I E V
 O W A T E N I H C A M G N I W E S M N A T R V M
 R B A N H Z E Z I S N E E U Q W P R I T O I I T
 G Q M P Q W T R A P U N T O C F A L D D F E T P
 W N I M U B L A I G G P B Z J V Y V N W H P I A
 O X S X V N N R P F M O A L F W A M I T O O M T
 F A H R A W E D G E B R B T V O Y L B N N I I T
 B A T T I N G A R B S R P C C S X Q A X O N R E
 W S T O R P N O I S N E T Z C H T I I U R T P R
 T H R E A D O N F T L F O U N D A T I O N S Z N

album	amish	applique	art	background	backing
bargello	batting	binding	blocks	bobbin	borders
crazy	cutting mat	do you eq	fabric	fat quarter	flower pins
foundation	free motion	fusible	guild	long arm	miniature
miter	mystery	needle	patch	pattern	piecing
pincushion	prairie points	primitive	queen size	quilt	quilt of honor
raffle	raw edge	rotary cutter	rulers	scissors	selvage
setting	sewing machine	tension	thread	trapunto	walking foot

Return Address:

SCQG Newsletter
c/o Sondra Curtis
1918 E. Reed Street
Benton, AR 72015

ADDRESS CORRECTION REQUESTED

