
OUR MONTHLY QUILT TALK

Volume 40, No. 7

Saline County Quilters Guild Newsletter

July 2023

Eddie Landreth, Editor

Website: www.quilttalk.org

Hello all,

I feel this year is going by so fast! It's already the end of June so 6 months are gone.

I had the honor, along with Sandy Morris, of representing our guild at a luncheon hosted by Children's Hospital given to thank donors who give handmade soft gifts. I came away with information about better meeting their needs. I believe we can better target our donations if there is a desire to do something other than quilts. There were a few fabric projects that are not quilts, but quilts are ALWAYS needed.

Judy Huggins, Myrna Yandell, and I went on a road-trip to Batesville to do some fabric shopping at Marshall's Fabrics. I think we all had a nice time and did not break the bank with purchases.

I love the part of our guild that builds friendships. Sometimes I feel more like I'm with family than just with friends who share a hobby. I feel supported by all folks in the group.

I love you guys!

Sharon Vanover

2023 OFFICERS

President: Sharon Vanover
1st VP: Cheri Johnson
2nd VP: Amy Snodgrass
Secretary: Jerri Puska
(Alternate: Myrna Yandell)
Treasurer: Pat Wade
(Alternate: Toni Shockey)

Workshops:

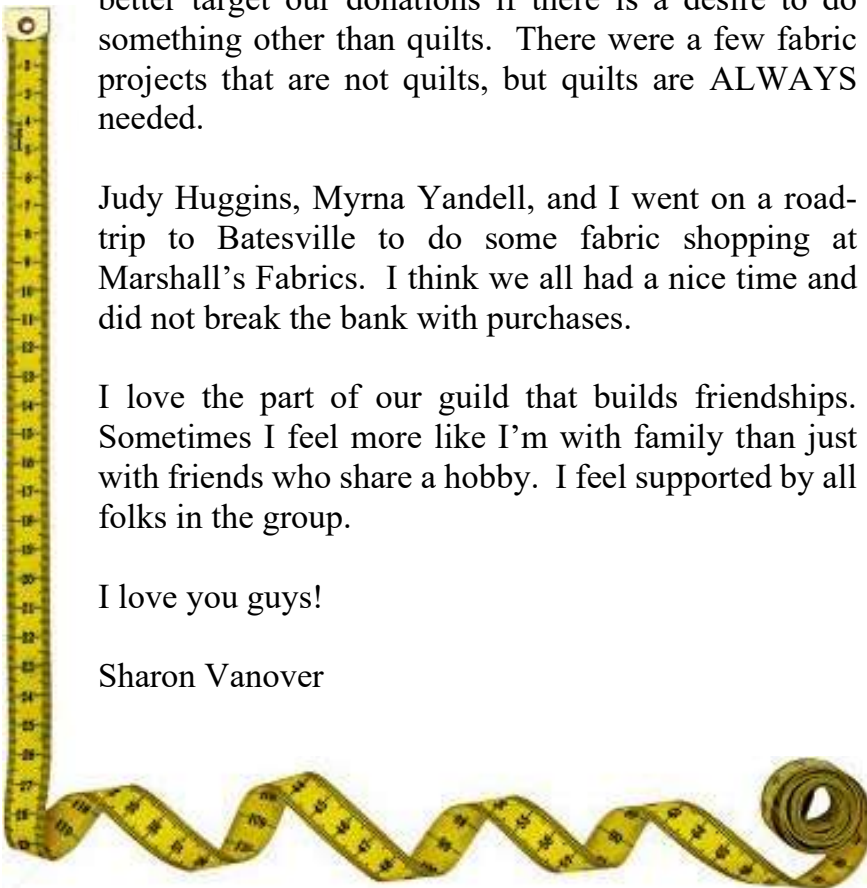
Professional: Cheri Johnson
5:30: Guild Members

Committee Chairs:

Fund raising:
Door prizes: Cely Slover
Membership: Toni Shockey

Programs: Gwen Rogers
Team: Sondra Curtis, Judy Johnson,
Diane Edelhuber, and Kris Boulton.

Website: Eddie Landreth
1st Wednesday: Judy Huggins
Charity Quilts: Sidney Morris
Sunshine: Judy Anderson
Newsletter: Eddie Landreth
Hostess: Twyla Moore
Publicity: Debbie Susky
Quiltmania: Pat Wade,
Toni Shockey,
Barbie Small,
Kris Boulton



July Calendar of Events

		Event
4	Tues	Happy Independence Day!
13	Thu	Charity Quilts at Sidney's Studio, Come work on quilts to be given away
17	Mon	Guild meeting at Calvary Church. 5:30
21	Fri	Due date for articles for the newsletter to be sent to the editor.
22	Sat	Time scheduled 8:30 am–5:00 pm
24	Mon	Daytime Stitchers – meets the 4 th Monday of each month at 9:30
26	Wed	QOV meets the 4th Wednesday of every month at Johnston's Home Center.
27	Thu	Charity Quilts at Sidney's Studio, Come work on quilts to be given away.
29	Sat	Applique and whatever you want to work on at Sidney's Studio.

~ July Birthdays ~

Name	Day
Shellie Blake	17
Ola Bramlett	19
Lynda Morgan	21
Sidney Morris	24
Becky McGuire	30

~ Name Tags ~

Name tags can be ordered directly from the vendor, using the below contact information.

AAA Trophy Mart
9914 I-30 W, Suite A
Little Rock, AR 72209

Attention: Joe
Phone: 501-568-3699
Email: aaatromar@aol.com
Cost: \$9.00 Check or credit card
Saline County Quilters' Guild

~ Recipes ~

Please email or text a picture of any recipes you'd like to have included in our cookbook to Gwen Rogers.

~ Programs ~

Month	Program
July	Christmas in July and UFO
August	Amy Hoyt
September	Quilts of Valor
October	TBD
November	Eddie Landreth
December	Christmas Party

Gwen Rogers

~ 5:30 Workshop ~

I hope those who are making row quilts have been able to complete several rows. Please bring them to the next meeting to share your progress and to inspire the rest of us. Thank you, Shirley, for showing us how to make an ice cream cone block. Thank you, Lisa, for sharing the challenging Disappearing 9-patch! Several members asked me for written directions for the D9P block quilt that I showed at the meeting. Instead of taking up space in the newsletter, here is the website for the tutorial I used:

<https://chickenscratchny.com/disappearing-nine-patch-variations/>

Gwen Rogers

~ Rada Sales ~

Rada Sales- catalogs are available at Guild meetings. You may fill out an order form and turn into the Treasurer (Pat Wade) or order online at the following link and it will be mailed to your home. <https://fundraising.com/?rfsn=3431709.dde2cc>

Pat Wade

~ Patriotic Block Challenge ~

Thank you for the great response to this challenge! Thanks to your great participation, both of the Quilts of Valor groups will get a nice stack of blocks to use in making their quilts. We are continuing the challenge through the rest of this year and will be drawing names for \$10 gift certificates to local quilt shops. For every block you bring to the guild meeting, you may put your name in for the drawing. Two gift certificates will be awarded at each meeting. The block for July will again be the Friendship Star. Cheri once again kindly made kits, but if you didn't get one or weren't at the meeting, there's a tutorial at this website:

<https://newquilters.com/friendship-star-quilt-block-tutorial/>

You could also do a search on the internet for this block. Just be sure to make it 12" (finished); use white or light cream for the background; make the star red or blue. Make as many as you'd like. This is a very easy block to construct and it's for a worthy cause: Quilts of Valor. Please continue your great support!

Gwen Rogers

~ Meeting Minutes ~ June 19, 2023

5:30 Workshop

Disappearing 9 patch – Lisa Shulte

Lisa provided the pattern with instructions, a card stock demo block and a completed block. It is a very interesting block with a couple of sashing options. It does appear to require marking of the block corners as the block is cut apart and re-stitched together after turning the direction of some of the blocks. Instructions provided with the newsletter. Lisa also provided some needle threaders; she has been looking for a better one and bought a different design for us all to try.

Row Quilt block – Shirley Miller

Shirley has been busy with row quilt blocks! She displayed a row of owls – they were adorable! A row of sail boats and then ice cream cones – talked about how much fun she was having with these blocks. She provided the attached instructions of how to build the ice cream cone and any other row quilt block you like.

Guild Meeting Minutes

The 2023 June meeting was held at 5:30 pm at Calvary Baptist Church. President Sharon Vanover called the meeting to order with 33 members and 5 visitors in attendance.

Announcements:

Secretary's Minutes from prior meeting

Minutes from the May meeting were approved as written.

Treasurer's Report – Treasurer's report will be distributed with the newsletter. In Pat's absence, Toni Shockley provided the Treasurer's report.

Committee Reports:

Professional Workshops – Cheri Johnson - No report

SCQG Patriotic BOM – Cheri Johnson - For the first month of our Patriotic BOM, we had 92 blocks turned in for the month! The two Saline County Quilt of Valor groups will receive 46 blocks each. Thank you all for your participation. Karen Mitchell expressed thanks on behalf of the QOV groups, as this effort will help them produce many more quilts. Cheri handed out kits for next month, it will be the same block, the friendship star. In the drawing, Karen Mitchell and Pat Wade were the winners of the \$10 quilt shop gift certificates. Cheri expressed appreciation for the support of the Saline County quilt shops in donation of these gift certificates for this patriotic BOM challenge to support QOV in Saline County.

Saturday Workshops – Jerri Puska & Judy Anderson - Met with Diane (Secretary – Calvary Baptist) to schedule Saturday workshops. June is out, there is a conflict on each 4th Saturday, a men's Breakfast is held. She is going to let me know when they usually finish up as they start early and might be done by mid-morning. The church also provides a meeting place for home school groups, this is usually Tuesdays during the school year, but they also have some parent meetings that occur other times. The home school group provides the church with their school calendar by the end of July, at that time I will attempt to schedule some other dates.

Saturday Workshops scheduled:

- July 22nd – time scheduled 8:30 am – 5:00 pm
- August 19th – 8:30 am – 5:00 pm
- Sept 23rd – 8:30 am – 5:00 pm

These Saturdays will be open to our members and the public with the goal of sharing our craft and knowledge with potential new members who have an interest in quilting. We may also utilize these sew days to create items to sell at the events we attend.

5:30 Workshops – Need a chairperson to fill this vacancy! - Members have volunteered to fill our calendar for 2023! Please consider being the chairperson of this effort. We need a coordinator to remind and help assist those who have volunteered to present a workshop!

Fundraising –Chairperson - Vacant, need a volunteer to take over fundraising.

- T-shirt Licensed to carry – Have a few of the “licensed to carry” available. Shirts are \$22.50, Comfort Color brand, some sizes sold out. See/contact - Valarie Nichols
- RADA cutlery fundraiser – The Cutlery is selling; we will be placing another order. These American made knives and cutlery are wonderful. Great stocking stuffers. Contact Myrna Yandell or Pat Wade.
- Opportunity/Raffle quilt – Myrna Yandell - Last Saturday we attended the East End Crafters event. Cely, Jerri, Sharon, Sandy &

Myrna were the event crew. Had a space under the pavilion; traffic was not as good as we hoped, but we did sell some tickets and items. Based upon these events, we are generating more income with the items than we are tickets. The hot item this past Saturday was these cute card holders, selling one for \$6 or 2 for \$10. (Myrna provided a display) We need to make some more! Cheri Johnson will try to get the pattern to distribute. We will be considering utilizing some of the Saturday workshop/Sew Days to make various items for our event sales. If you have an idea for a different item, please let us know.

- We need more donated items to sell in addition to the raffle tickets at display events. Please remember the raffle quilt and these items are a large part of the funding for our guild. We appreciate any of you who are willing to take the quilt to be displayed and work the booths helping support the guild.
- Currently the Opportunity Quilt & Stand are housed at Cely's home, we need someone else to take charge of the quilt and stand. Just need a volunteer to keep up with it, you do not always have to be the person taking it somewhere. We need a gatekeeper!
- SCQG cookbook – We are continuing to collect recipes for the cookbook. Send recipes to Gwen Rogers.

Membership Report – Toni Shockey - 1 prospect tonight, 5 visitors

Membership Photo Directory – Valarie Nichols - Several color copies available, \$2 each, see Valarie.

Programs – Gwen Rogers & team (Sondra C., Judy J., Diane E., Kris B.) - Next month, Brenda Wall will present Christmas in July. She requested members bring items they have made for Christmas.

Charity Quilts – Sidney Morris - Several quilts needing binding were distributed. Displayed 4 quilts that have been completed recently.

If you need fabric for donation quilt, contact Sidney and she will meet you at the studio on Alcoa. Regular sew days are the 2nd and 4th Thursdays, and the last Saturday of the month, meeting around 9:30. Will meet next Thursday and then again at end of month.

Arkansas Children's Hospital invited organizations who have made donations of handmade goods to an event. Several including Sharon & Sidney attended, representing SCQG. Some booklets were passed out identifying items ACH would like to have donated. Note: Beads of Courage bags and boxes are not listed as they are unique to oncology. Sandy Morris coordinates our beads of courage bags.

Items listed:

- G-tube Button pads
- G-tube belts
- Port Pillows
- Isolette Covers
- NICU Scent Hearts
- PJ Bag Pillowcases
- Teaching Dolls
- Soup Bowl Cozies
- Hats
- Blankets
- Quilts
- Crocheted & Fleece Blankets

2022 UFO Challenge – Judy Johnson - Winners for the 2022 challenge – Brenda Wall, Pat Wade, Cheri Johnson, Faye Poe, Gwen Rogers. New year is underway - #3 is due August. You still have time to join the challenge. To join the UFO challenge, select 6 projects that you have not worked on in the last 3 months, number them 1 – 6 with 6 being the largest/most difficult project and submit your form. Judy will track your projects and their associated UFO #. For each UFO completed, you will receive an entry for the drawing at the end of the challenge.

QuiltMania/Retreats – Pat Wade & Toni Shockey - Toni Shockey provided info about a possible quilting retreat at Ferncliff on Oct 1-3. A decision is needed tonight, as we need to provide a \$2500 deposit this week to hold the dates. The number of

people interested was not enough, so there will not be a fall quilt retreat.

Sharon Vanover is still trying to get information about a bus trip to Missouri Star, waiting on call backs.

June 13th – 3 members made a day trip to Marshall's Dry Goods at Batesville.

Daytime Stitchers – Laura Todd - Routinely meets on the 4th Monday of the month at 9:30, yellow house out highway 5. Bring hand work; contact Laura for more information at:

thequiltedchicken@gmail.com

Sunshine – Judy Anderson - Sent sympathy card to Valarie Nichols. Please send any requests for cards to Judy at 501-743-1076 or email her at:

hape2sew@gmail.com

Hospitality & Door Prizes - Cely Slover

Publicity – Debbie Susky - New Quilt Trail Directory has been published.

Technology - Chair vacant


Old/Unfinished Business - None discussed this month.

New Business:

Website - Our website is very outdated and will not generate new interest, it needs to be updated. Jerri Puska will do some research and investigate possibilities/options. Looking into software to design new website, would like a committee to work with Jerri.

Meeting adjourned.

See you next month,
Jerri Puska, SCQG Secretary



Pinwheel Fabrics
(501) 847-4177

Charlotte Williams, Owner
www.pinwheelfabrics.com

JANOME
Sewing Machine
Sales & Service

**Handi
Quilter**
OFFICIAL RETAILER

7915 Hwy 5 N. - Alexander, AR 72002

JOHNSTON'S
HOME CENTER

APPLIANCES • FABRIC • BEDDING • VACUUMS
BROTHER, BABY LOCK & JUKI SEWING MACHINES
LAWN & GARDEN • DIXIE CHOPPER • HUSQVARNA • TORO

JOE JOHNSTON • ROBERT JOHNSTON
BILLIE JO CROCKER • DEBBIE CARSON

Repairs
All Makes & Models
Sales & Service

(501) 315-6697

1421 Military Road
Benton, AR 72015

DJ'S COMFY QUILTING
DONNA LINDR
LOWERY QUILTER, 10068 STEEL BRIDGE
@comfyquilting@gmail.com BENTON, AR 72019
(501) 804-4581 DJ's Comfy Quilting

Arkansas Man Quilter

"Quilting With A Difference"

Eddie Landreth

1031 Downing Street
Benton, Arkansas 72019
(501) 326-8842

e-mail: eddielandreth@outlook.com
web: arkansasmanquilter.blogspot.com



the bed-warmer
Quilt and Sew

17270 Interstate 30
Suite 9
Benton, AR 72019

501-860-6176

*** Next to Tinseltown Theaters ***
Authorized PFAFF dealer - Fabric - Notions

Amy's Fun Fabric & More, LLC
dba
**Hickory Hill
Quilts**

Open:
Monday - Friday 10 am - 5 pm
Saturday 10 am - 4 pm
2998 Park Avenue
Hot Springs, AR 71901
Phone: 501-318-2739
hhqsewingcenter.com

125 YEARS
BERNINA

Fabric • Patterns • Kits • Wide Backing • Flannels
Threads • Classes • Gifts • Custom Embroidery Shop


VISA, MasterCard, American Express, Discover

Ice Cream Cone

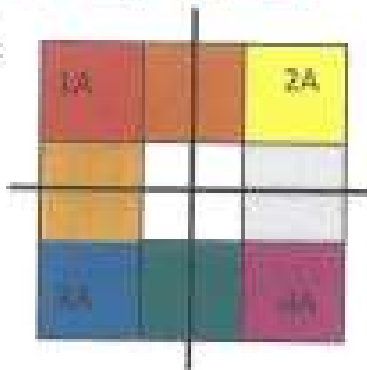
1. Fusible: Trace pattern on smooth side of the fusible. If pattern is not reversed then turn pattern over and trace. Cut out about 1/4th inch larger than pattern piece.
2. Fabric: Choose a fabric for each piece of the fusible. Turn fabric to the wrong side and iron the rough side of the fusible to the fabric, then cut piece out on the line. Get all fabric pieces cut out before you fuse to the background piece.
3. Background: When pieces are ready to be fused to the background piece, take the backing of the fusible off of the fabric and place the pieces where you want them on the background. Iron the pieces for at least 6-10 seconds to be sure they are fused and won't come off.
4. Stitching: Either machine or hand buttonhole stitch your block pieces the way you want them to look. Have Fun!

Double Disappearing Nine Patch Chaos

Step 1: Select 9 fat quarters or layer cake squares or any size of your choice. Square them up if necessary. Sew 3 pieces together and make 3 rows. Then, sew the three rows together.

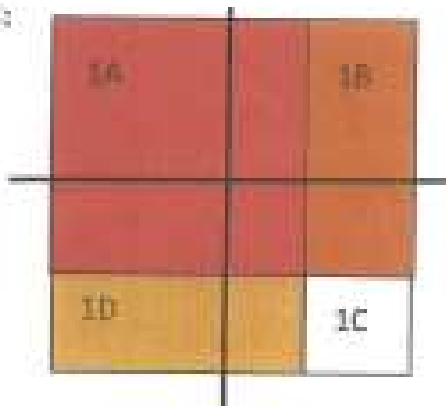


Step 2:



Cut block in half vertically and horizontally to make 4 smaller blocks. Label the corner of each block as shown (1A, 2A, 3A, 4A).

Step 3:



Next, cut each of the small blocks in half vertically and horizontally. Then, label as shown. Pay close attention to the direction of labeling (mirror images). Label all 4 blocks as 1A, 1B, 1C, 1D, etc.

Step 4:

1D FLIP	4C	3B	2A
4B	1A	2D	3C FLIP
2C FLIP	3D	4A	1B
3A	2B FLIP	1C	4D FLIP

Now, sew rows together as shown.

Note, some blocks need to be flipped upside down for proper placement in the design.

Black sashing may be added to create a stained glass window look.

Saline County Quilters' Guild

2023 Membership



Dues \$20.00

Name _____

Address _____

City/State/Zip _____

Email _____

Month and Day of Birth: _____

Home Phone _____

Cell Phone _____

Reminders:

- The membership list will be sent out with the newsletter following the February meeting. A few hard copies will be available at the March meeting.
- No additional funds are due if you joined the Guild in October, November, December 2022.

Membership form and payment may be mailed to:

Toni Shockey
219 Cynthia Circle
Hot Springs, AR 71913

Return Address:
SCQG Newsletter
c/o Sondra Curtis
1918 E. Reed Street
Benton, AR 72015

ADDRESS CORRECTION REOUESTED

