


SCQG 2010 Mystery Block 3



From Background Fabric cut 12 - 3 1/2" (2") squares and 8 - 3 7/8" (2 3/8") squares.

From Fabric A cut 16 - 3 1/2" (2") squares and 10 - 3 7/8" (2 3/8") squares.

From fabric B cut 16 - 3 1/2" (2") squares and 2 - 3 7/8" (2 3/8") squares

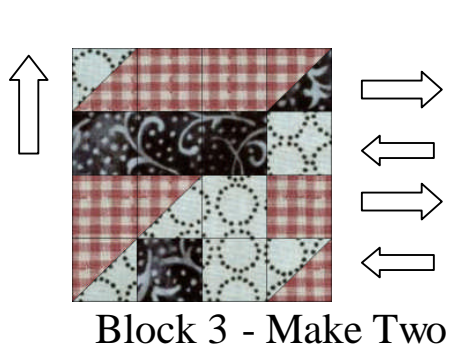
Note: 6" block measurements are in ()

Press all seams open


Using 3 7/8" (2 3/8") squares from BG fabric and fabric A make 16 - 3 1/2" (2") half square triangles.

Using 3 7/8" (2 3/8") squares from fabric A and fabric B make 4 - 3 1/2" (2") half square triangles

Arrange squares and half square triangles into rows as shown in blocks above. Sew rows together. Label blocks.



SCQG 2010 Mystery Block 3



From Background Fabric cut 12 - 3 1/2" (2") squares and 8 - 3 7/8" (2 3/8") squares .

From Fabric A cut 16 - 3 1/2" (2") squares and 10 - 3 7/8" (2 3/8") squares .

From fabric B cut 16 - 3 1/2" (2") squares and 2 - 3 7/8" (2 3/8") squares

Note: 6" block measurements are in ()

Press all seams open

Using 3 7/8" (2 3/8") squares from BG fabric and fabric A make 16 - 3 1/2" (2") half square triangles.

Using 3 7/8" (2 3/8") squares from fabric A and fabric B make 4 - 3 1/2" (2") half square triangles

Arrange squares and half square triangles into rows as shown in blocks above. Sew rows together. Label blocks.